

WATCO



Always a step ahead

Innovator® Shower Drain

receptor-type drain for pre-formed shower bases



9300-PVC-CP

- Includes Watco Innovator® orange test membrane, testable to 22 P.S.I. or five floors. Simply punch out after testing. No more test balls, caps or plugs.
- Includes heavy-duty, snap-on grid—20% thicker than competitive grids.
- Includes E-Z grip installation tabs on top piece and squared-off ribs on bottom receptor for easy tightening and installation.
- Top piece is dark grey PVC to reduce appearance of dirt and mildew. Bottom piece available in white PVC or black ABS.
- Includes green polycarbonate cover to protect grid finish during construction.


- Grid available in four finishes:



Chrome (CP)



Matte Black (WI)




Brushed Nickel (BN)



Oil-Rubbed Bronze (BZ)



Heavy-duty snap-on grid



Testable. Easy to tighten and install.


Patent Pending

Saves time. Saves money.

Fewer parts. Watco quality.

Watco Innovator® test membrane

Grey PVC top piece



Choose bottom receptor in PVC or ABS



Heavy-duty grid strainer



Green protective polycarbonate cover

The Innovator® Shower Drain



Rubber gasket



Slip washer



816.796.3900 ■ watcomfg.com

© Watco Manufacturing Company 2022 WISD 3-22 Printed in USA