




Insta-Grip™ No-Caulk, Testable Shower Drain

for pre-formed shower bases

Introducing the Insta-Grip Shower Drain that installs in less than a minute.

The innovative Insta-Grip is a no-caulk style drain loaded with benefits and features for simplifying installation with pre-formed shower base inserts including rough-in applications.

» **Speeds up installation with its integrated seal and locking ring design**



» **Built-in testing and protection for additional time savings**



TEST CAP included in the Insta-Grip 9400 and 9401 Drain Kit series for additional time-saving convenience and added feature of another layer of debris protection during construction after installation.

No-test version (Insta-Grip 9402 series) also available without test cap – see reverse side for specific drain kit ordering information.



» **Eliminates the time and hassle of compression well seal assembly**



No compression well seal

FOR MORE INFORMATION, VISIT WATCOMFG.COM

Secure fit in seconds.

Click QR Code to see a quick demonstration.



Insta-Grip™ Fast install. Integrated seal. Easy to tighten.

Fastest installation. Watco quality.

» Additional Features and Benefits



HEAVY-DUTY GRID STRAINER
Snap-on grid that is 20% thicker than competitive grids.









GREEN PROTECTIVE COVER
Guards against debris during construction.



GREY PVC BOTTOM NUT
Easy-to-tighten bottom nut secures drain from below.

INSTAGRIP PRODUCT ORDERING INFORMATION

Choose from 6 popular finishes with 3 drain kit configurations

Finishes		INSTA-GRIP 9400 SERIES	INSTA-GRIP 9401 SERIES	INSTA-GRIP 9402 SERIES
		Complete kit with trim (locking ring installed)	Complete kit with dry fit, pre-test (locking ring included - not installed)	No-test (no locking ring or test cap)
	Chrome (CP)	9400-CP	9401-CP	9402-CP
	Matte Black (WI)	9400-WI	9401-WI	9402-WI
	Brushed Nickel (BN)	9400-BN	9401-BN	9402-BN
	Oil-Rubbed Bronze (BZ)	9400-BZ	9401-BZ	9402-BZ
	White (WH)	9400-WH	9401-WH	9402-WH
	Brushed Bronze/ Champagne Bronze (BB)	9400-BB	9401-BB	9402-BB
NO GRID VERSION (NG)		9400NG	9401NG	9402NG

